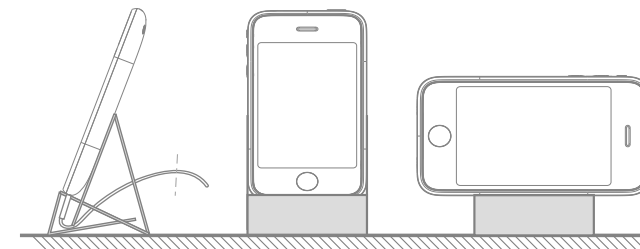


Paper Iphone dock/stand



Dessinmoiunobjet

<http://www.dessinmoiunobjet.com/>

Design by

Julien Madérou



Print the template
on A4 paper (220-270 g/m)

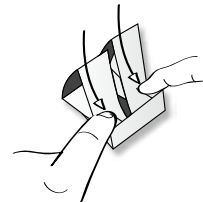
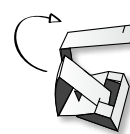
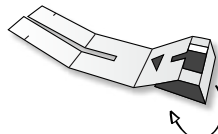
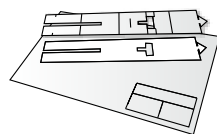
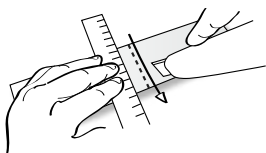
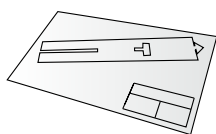
Pre-fold each dashed line with the
blunt side of stanley knife blade

Cut all the black lines
with the stanley knife

Fold and insert the
tab in the slot

Fold and insert
the two parts with the notches

Press lightly
to complete the shape



————— Cut —————

- - - - - Fold - - - - -

**Use 270 g/m
cardpaper**

Video : <http://www.vimeo.com/6559478>