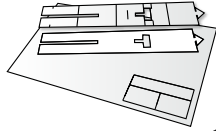
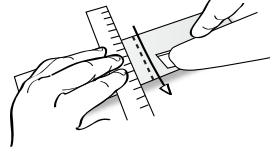
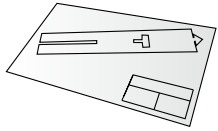


US LETTER

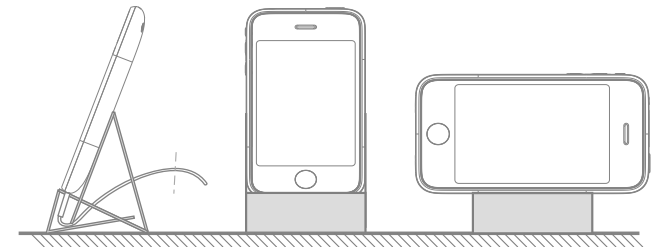
Print the template on
US Letter paper (220-270 g/m)

Pre-fold each dashed line with the
blunt side of stanley knife blade

Cut all the black lines
with the stanley knife



Paper Iphone dock/stand



Dessinmoiunobjet

<http://www.dessinmoiunobjet.com/>

Design by

Julien Mad rou



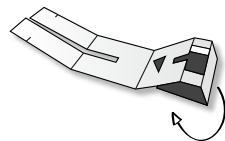
— Cut —

- - - - - Fold - - - - -

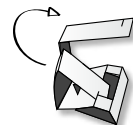
**Use 270 g/m
cardpaper**

Video : <http://www.vimeo.com/6559478>

Fold and insert the
tab in the slot



Fold and insert
the two parts with the notches



Press lightly
to complete the shape

